

6

5

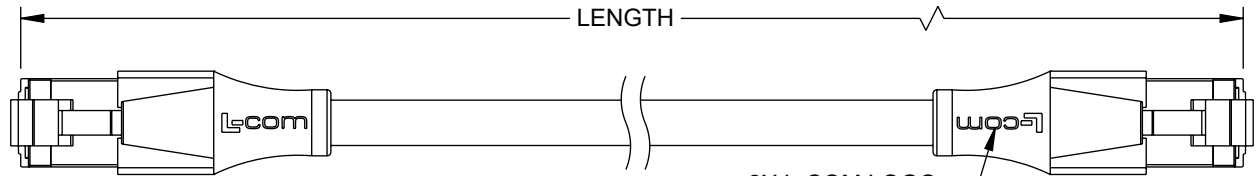
4

3

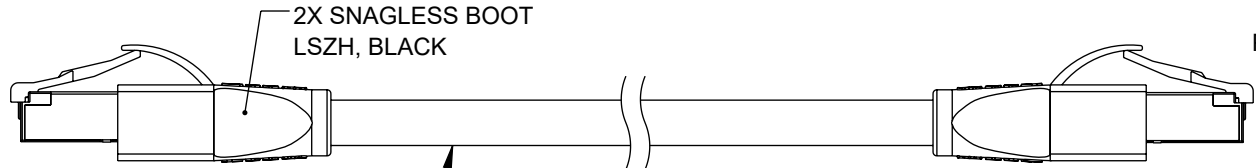
2

1

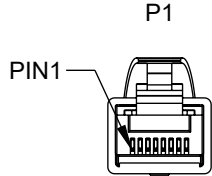
REVISION					
ZONE	REV	DESCRIPTION	DATE	CHANGED BY	APPROVED
	B	ECO-13406	04/02/2024	KGLEBOVA	DGUST



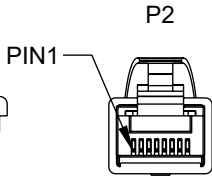
2X L-COM LOGO  
BOTH SIDES



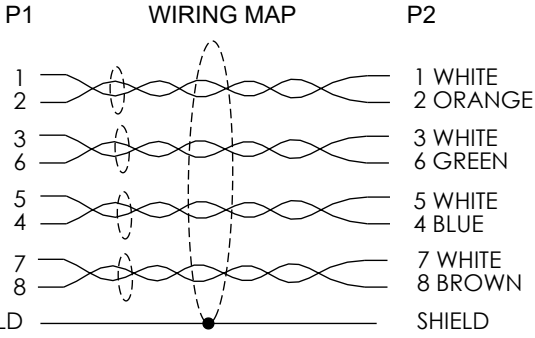
2X SNAGLESS BOOT  
LSZH, BLACK



2X RJ45 SHIELDED PLUG  
GOLD PLATED CONTACTS



CAT 7 SHIELDED MODULAR CABLE  
FOUR TWISTED PAIR WITH ALUMINUM/ POLYESTER FOIL SHIELDING OF EACH PAIR  
CONDUCTORS: 26 AWG STRANDED COPPER  
OVERALL SHIELD: TINNED COPPER BRAID  
JACKET: PVC, COLOR: GRAY, NOM. DIA. .236 [6]  
(OPERATING TEMPERATURE: -10 °C TO +80 °C; VOLTAGE RATING: 30V)



PART NUMBER	LENGTH METERS[FEET]
726-0.5 GY	0.5[1.64]
726-01 GY	1.0[3.28]
726-02 GY	2.0[6.56]
726-03 GY	3.0[9.84]
726-05 GY	5.0[16.41]
726-7.5 GY	7.5[24.61]
726-10 GY	10.0[32.81]
726-15 GY	15.0[49.21]

- NOTES:
- 1.LENGTHS OVER 10 METERS (32.8 FT) ARE CHANNEL RATED.
  - 2.PLUG CONFORMS TO TIA-1096.
  - 3.CABLE ASSEMBLY TO BE TESTED FOR CONTINUITY.
  - 4.CABLE ASSEMBLY TO BE INDIVIDUALLY PACKAGED.

THE INFORMATION CONTAINED IN THIS DRAWING IS THE SOLE PROPERTY OF INFINITE ELECTRONICS, INC. ANY REPRODUCTION IN PART OR WHOLE WITHOUT THE WRITTEN PERMISSION OF INFINITE ELECTRONICS, INC. IS PROHIBITED. THESE COMMODITIES, TECHNOLOGY OR SOFTWARE WERE EXPORTED FROM THE UNITED STATES IN ACCORDANCE WITH THE EXPORT ADMINISTRATION REGULATIONS. DIVERSION CONTRARY TO U.S. LAW PROHIBITED.

UNLESS OTHERWISE SPECIFIED LEADING DIMENSIONS ARE INCHES DIMENSIONS IN [ ] ARE MILLIMETERS

TOLERANCES:

.X = ±.2 [5]	FRACTIONS
.XX = ±.02 [0.5]	± 1/32
.XXX = ±.005 [0.13]	ANGLES ± 1°

CABLE LENGTH TOLERANCES (SUITS IATA/AURO)

≤12 [305]	= +1 [25] / -0
>12 [305] ≤ 60 [1524]	= +2 [51] / -0
>60 [1524] ≤ 120 [3048]	= +4 [102] / -0
>120 [3048] ≤ 300 [7620]	= +6 [152] / -0
>300 [7620]	= +5% / -0

ALL DIMENSIONS ARE FOR REFERENCE ONLY AND SUBJECT TO CHANGE WITHOUT NOTICE. UN-DIMENSIONED/NON-CRITICAL FEATURES MAY VARY IN SIZE AND LOCATION. COLORS MAY VARY

an INFINIT® brand

Website: [www.ShowMeCables.com](http://www.ShowMeCables.com)  
Phone: 1.888.519.9505

INTERPRET ALL DIMENSIONS AND TOLERANCES PER ASME Y14.5

SCALE	SHEET
NONE	1 OF 1

DESCRIPTION: CA,CAT7 S/FTP RJ45 TO RJ45 PVC JKT, GRY

SIZE	CAGE CODE	DRAWN BY	ITEM NO.	REV
A	3SVT8	SREITER	726-XX GY	B

6

5

4

3

2

1